



Goldstein
Established 1911 • Proudly Australian Made



BRATT PANS - GAS & ELECTRIC

- Capacity of 80, 100 and 150 litre stainless steel pans.
- 10mm thick Duplex seamless stainless steel base provides improved heat retention, even heat and ease of cleaning.
- Electric tilt as standard (manual optional) on 80 and 100L models.
- Ergonomically designed counter balanced lid with heavy duty hinge.
- Heavy duty fully welded stainless steel frame ensures rigidity and durability.
- 12 months parts & labour warranty.
- 10 year parts availability guarantee.
- Australian born and bred.



TPG-150

MODELS

GAS	ELECTRIC
TPG-80	TPE-80
TPG-100	TPE-100
TPG-150	TPE-150



TPE-80



serving those who serve the best for

1800 013 123

goldsteineswood.com.au

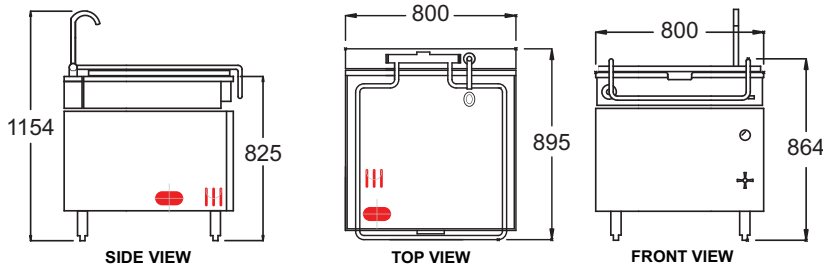


Goldstein
Established 1911 • Proudly Australian Made



BRATT PANS - GAS & ELECTRIC

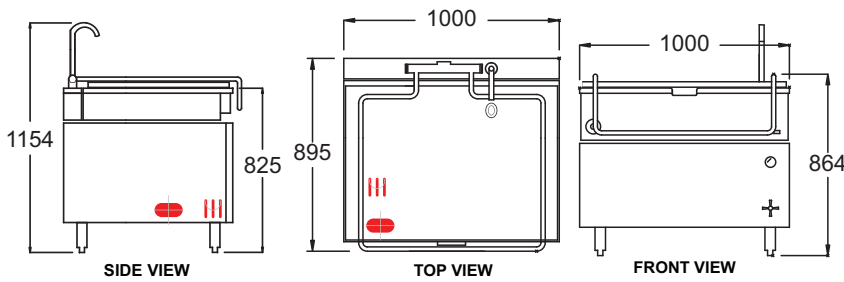
TPE-80 / TPG-80



MODEL: TPE-80 Specifications:

Dimensions (WxDxH):	800 x 895 x 864 mm
Working Height:	825 mm
Pan Size (WxDxH):	695 x 670 x 195 mm
Weight:	159kg
Packed:	0.6 m ³
Gas or Electric Connection	
Rating:	12 Kw or 80 mj
Capacity:	78 L

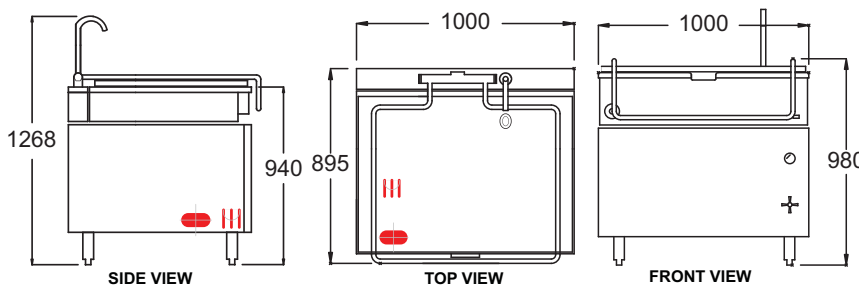
TPE-100 / TPG-100



MODEL: TPE-100 Specifications:

Dimensions (WxDxH):	1000 x 895 x 864 mm
Working Height:	825 mm
Pan Size (WxDxH):	895 x 670 x 195 mm
Weight:	180 kg
Packed:	0.8 m ³
Gas or Electric Connection	
Rating:	18 Kw or 100 mj
Capacity:	100 L

TPE-150 / TPG-150



MODEL: TPE-150 Specifications:

Dimensions (WxDxH):	1000 x 800 x 980mm
Working Height:	940 mm
Pan Size (WxDxH):	895 x 670 x 305 mm
Weight:	180 kg
Packed:	0.9 m ³
Gas or Electric Connection	
Rating:	18 Kw or 100 mj
Capacity:	150 L

GAS INLET 3/4" BSP 415V, 3 PHASE POWER

goldsteineswood.com.au

QEC2900 2 NOVEMBER 2008



GOLDSTEIN ESWOOD

Established 1911 • Proudly Australian Made

211-217 Woodpark Rd, Smithfield NSW 2164
Telephone: 1800 013 123 Facsimile: (02) 9604 5420
Email: sales@goldsteineswood.com.au

Proudly Distributed By

"Serving those who serve the best for 100 years"

Brochure ID: C13 - 7/11