

NEW!

SMARTWASH™ 500

SW500

Professional Undercounter
Dishwasher / Glasswasher



The New Smartwash Range

of undercounter dishwasher / glasswasher is the first attractive, intelligent, one touch warewashing system in Australia that offers incredibly sustainable results in water and energy consumption. This professional warewasher offers the first one touch control panel with digital wash and rinse temperature displays for easy HACCP recording for accurate food safety reporting. These machines are sleek and compact because we know space is of the essence and presentation is key.

Only Smartwash offers you a warewasher with one touch control, drain pump fitted as standard, a self cleaning cycle and 3 wash cycle options, offering you an economical and sustainable solution for your business.



Easy to operate "one touch"
control panel

Intelligent "One Touch" Warewashing Systems

- Drain pump fitted as standard
- User friendly ONE TOUCH control panel with digital wash and rinse temperature displays for easy HACCP recording
- Built-in detergent and rinse aid dispensers fitted as standard
- Supplied with 500 x 500mm plate rack, glass rack & cutlery container
- Embossed runners for easy internal clean
- Up to 500 x 350mm plates per hour. Up to 2000 glasses per hour
- Water saving - uses only 2.5 litres per cycle
- Three wash cycles of 90, 120 & 180 seconds
- Generous 365mm door height opening will take the largest of plates, pizza trays, kitchen utensils and tall stem glassware
- Extra special 6 minute "scrub cycle" for more soiled product
- Supplied with power cord, water & drain hoses, detergent, rinse aid & drain pumps. Simple & quick installation, no commissioning required
- Self cleaning cycle, easily removable spray arms & filters together with a pressed wash tank
- Double skinned door drastically reduces heat & sound emissions
- Self-Diagnostic system for accurate fault finding & reduced ownership costs
- Thermostop Function to ensure set rinse temperature is achieved
- Quality European made built to Eswood specifications



**PARTS &
LABOUR
WARRANTY**

1800 013 123
goldsteineswood.com.au

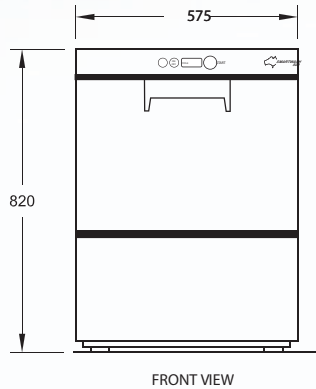
NEW!



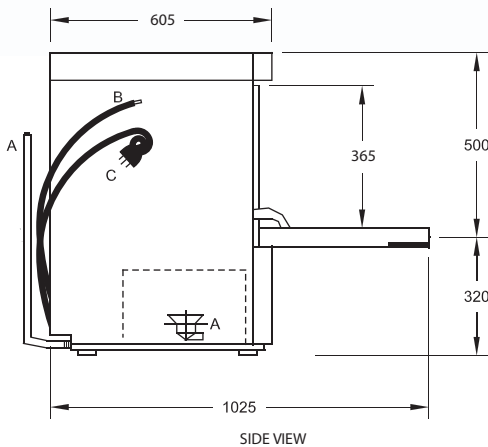
SW500

Professional Undercounter Dishwasher / Glasswasher

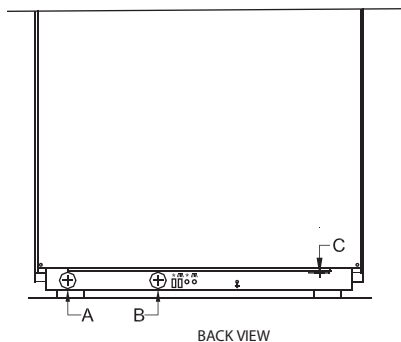
Utilises 500 x 500mm Dish/Cup/Glass Rack



FRONT VIEW



SIDE VIEW



BACK VIEW

SW500 Specifications:

Electrical Supply (V/Hz/ph):	240V / 50Hz / 1ph
Dimensions (WxDxH):	575 x 605 x 820mm
Basket Size:	500 x 500mm
Door Entry:	365mm
Cycle Length (3 wash cycles):	90 / 120 / 180secs
Self Cleaning Cycle:	YES
Total Installed Load:	3.6Kw / 15A
Water Consumption:	Approx. 2.5L per cycle
Door Construction:	Double-Skinned
Rack Runners:	Embossed
Wash / Rinse Arms:	Hydrodynamic Parallel
Control Panel:	Advanced Electronic Soft-Pad
Temperature Gauges:	YES
Self-Diagnostic System:	YES
Built-in Rinse-Aid Dispenser:	YES
Built-in Detergent Dispenser:	YES
Built-in Drain Pump:	YES
2 x Rear Stainless Steel Castors:	YES
Thermostop:	YES
Tank Strainers:	YES

- A: Drain Ø 3/4" (20mm bore).
- B: Water supply 3/4" BSP female (20mm).
- C: Electrical Connection 15amp Plug.

Goldstein Eswood
211 - 217 Woodpark Road SMITHFIELD NSW 2164
Telephone: 1800 013 123 Fax: (02) 9604 5420
Email: sales@goldsteineswood.com.au
service@goldsteineswood.com.au

Proudly Distributed By



Brochure ID: CS1 - 5/13



goldsteineswood.com.au

Goldstein Eswood continually strive to improve all of our products, therefore specifications may be amended from those printed in this brochure without notice.